

COMPANIES' AWARENESS AND ASSESSMENT OF THE CLIMATE GOALS

WEBINAR



SZÁZADVÉG

31.08.2021.

Hungarian companies' awareness and assessment of the EU climate goals



László Kökény

Researcher

Climate & Energy Advisory

kokeny.laszlo@szazadveg.hu

Introduction

- Aim of the research 3
- Research background 4
- Methodology and sample 5

Selected findings

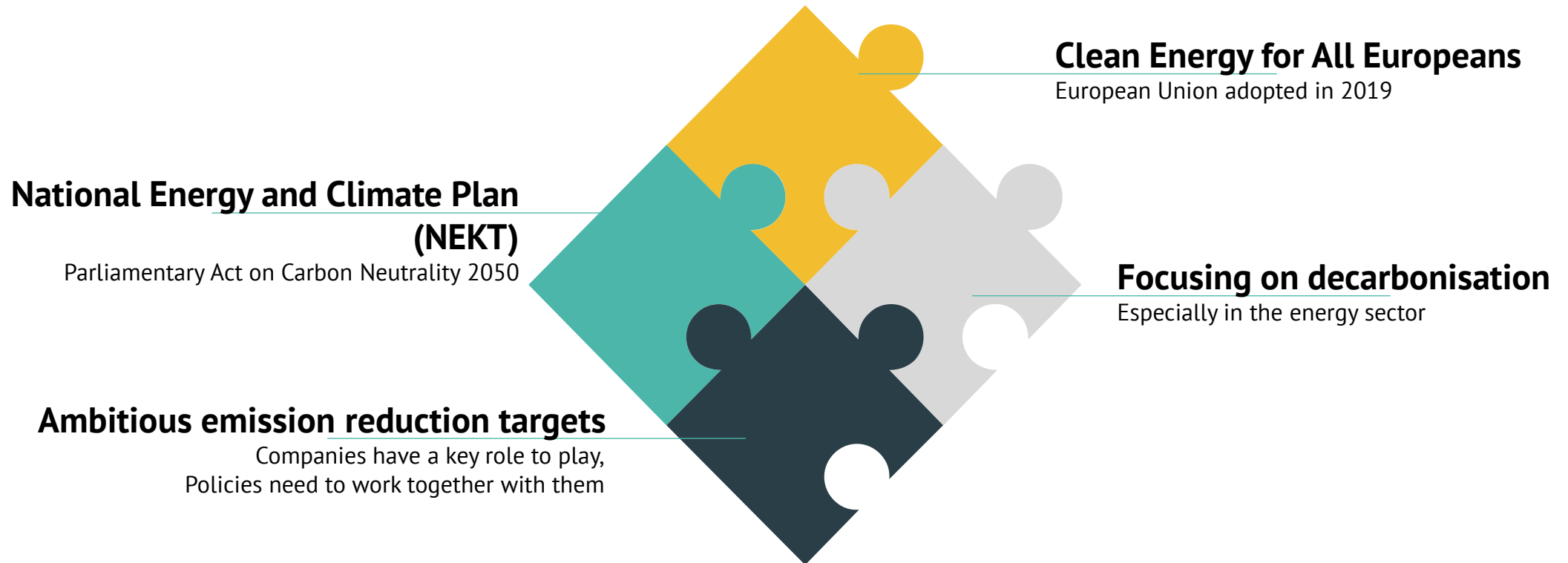
- Regulation is considered 'strict but effective' 7
- Technological development is considered as key to reach the goals 8
- Perception varies on the most important tools to achieve the climate goals 9
- Companies already have specific action in mind for future development projects 10
- Pressure from the customers has priority 11
- Companies expect targeted state support and incentives 12

Companies' awareness and assessment – Summary

Aim of the research

- + The companies' attitude towards renewable and energy efficiency investments and their position on related national directives;
- + Contemporary conditions and willingness of environmental investments;
- + Small and medium enterprises' felt expectations from their customers;
- + General assumption of the companies.





Methodology and sample



CATI

2020

RESEARCH DATE



REPRESENTATIVE
SAMPLE OF
1007 COMPANIES



42 ETS COMPANIES
ADDED TO THE
SAMPLE

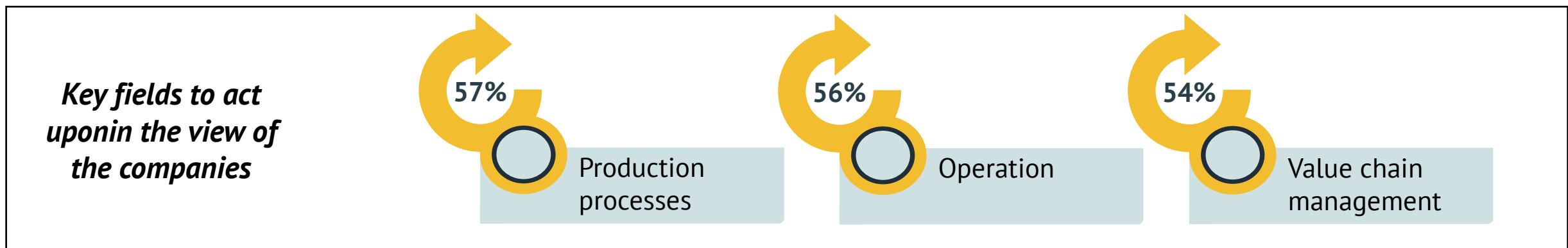
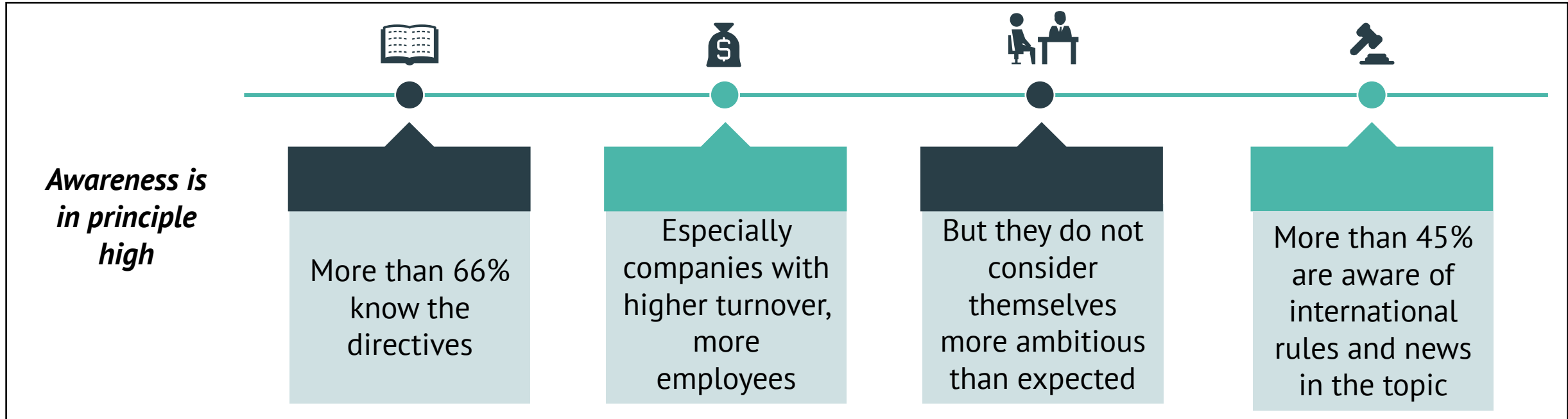


SELECTED FINDINGS



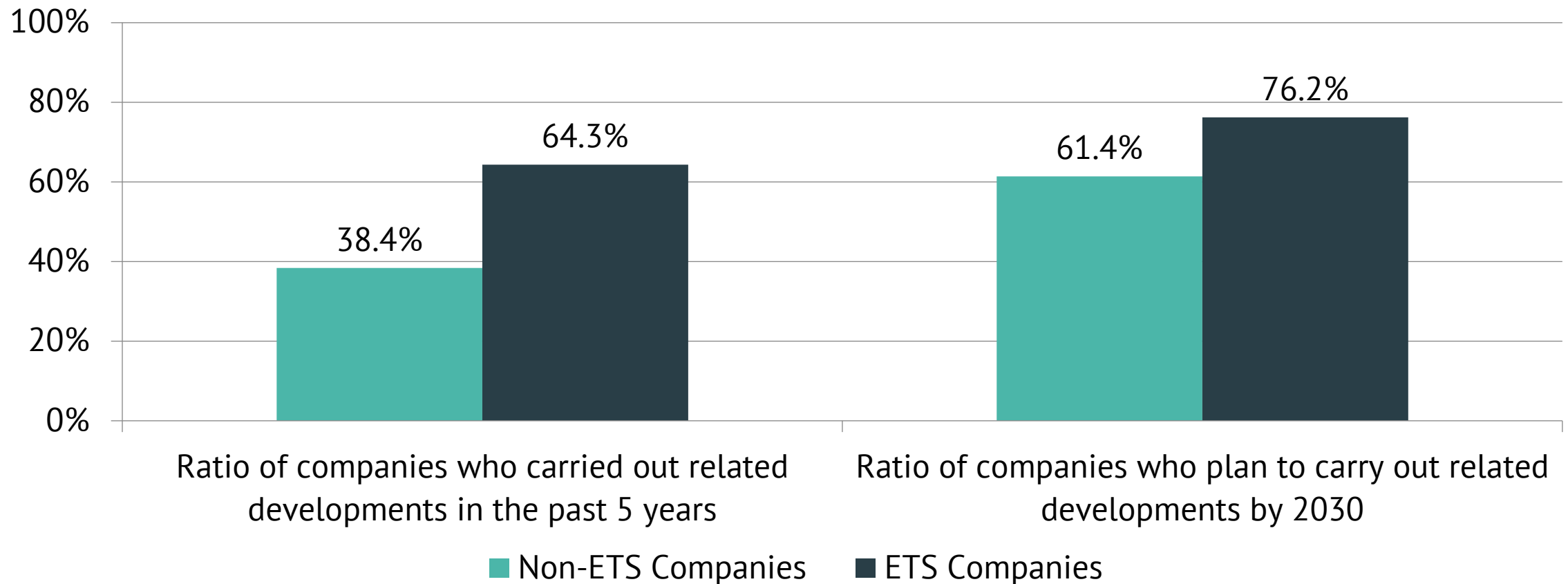
Regulation is considered 'strict but effective'

Companies show greater ambition to achieve goals by 2050



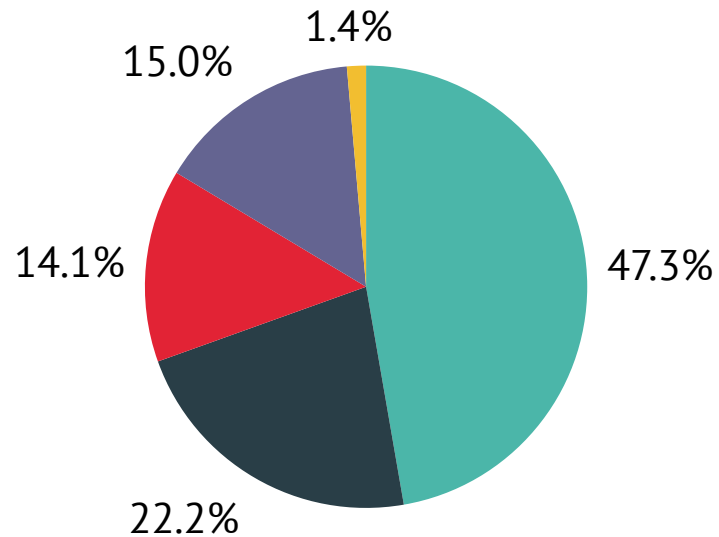
Technological development is considered as key to reach the goals

ETS companies in the electricity, construction and agriculture sectors have been the most active in recent years



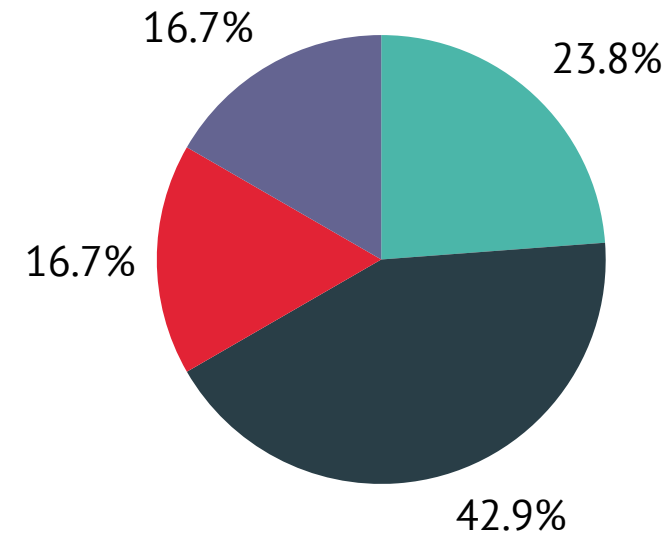
Perception varies on the most important tools to achieve the climate goals

**Non-ETS Companies – Small emitters
(N=1007)**



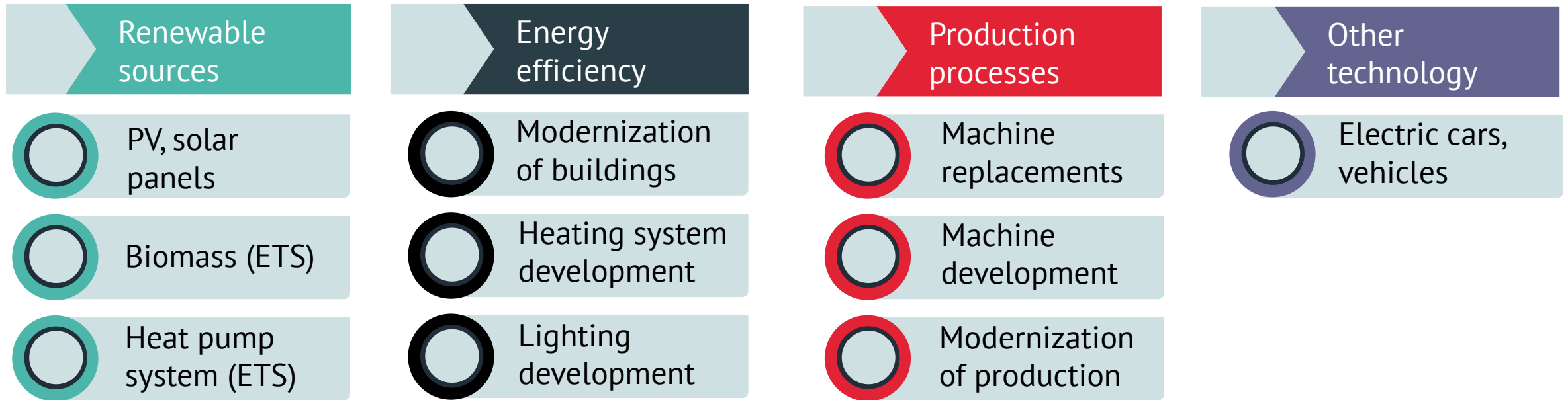
- Development of renewable energy sources
- Development of energy efficiency
- Development of production processes
- Development of other technology
- NA

**ETS Companies – Large emitters
(N=42)**



- Development of renewable energy sources
- Development of energy efficiency
- Development of production processes
- Development of other technology

Companies already have specific action in mind for future development projects

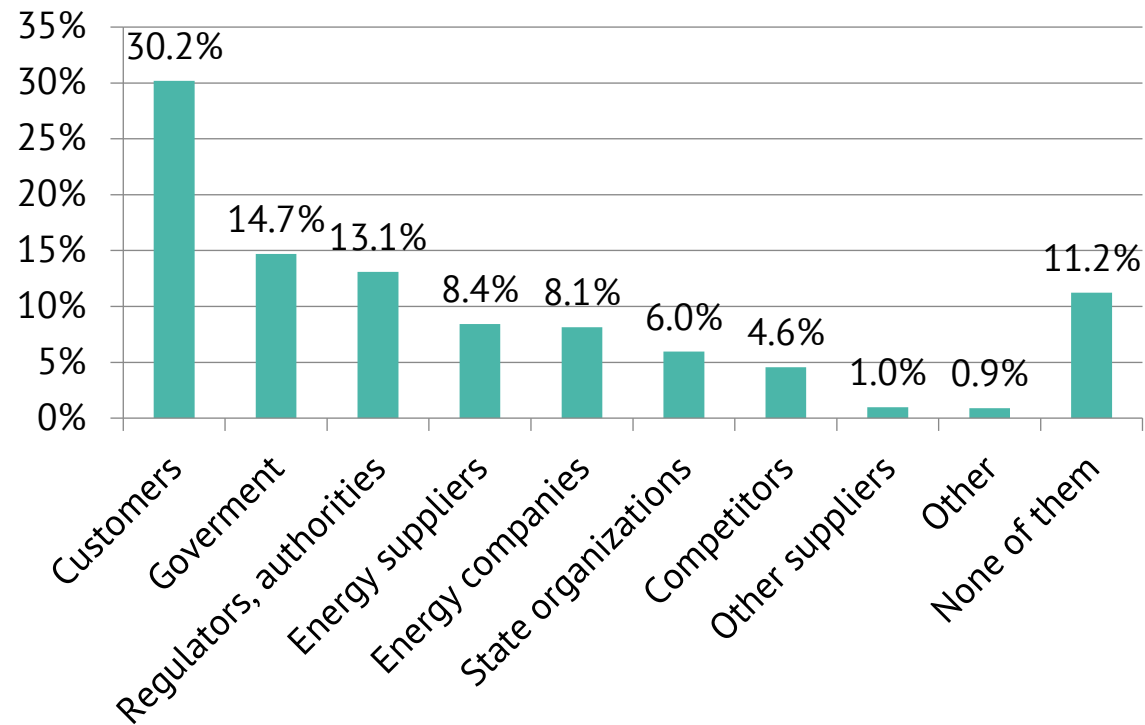


Pressure from the customers has priority

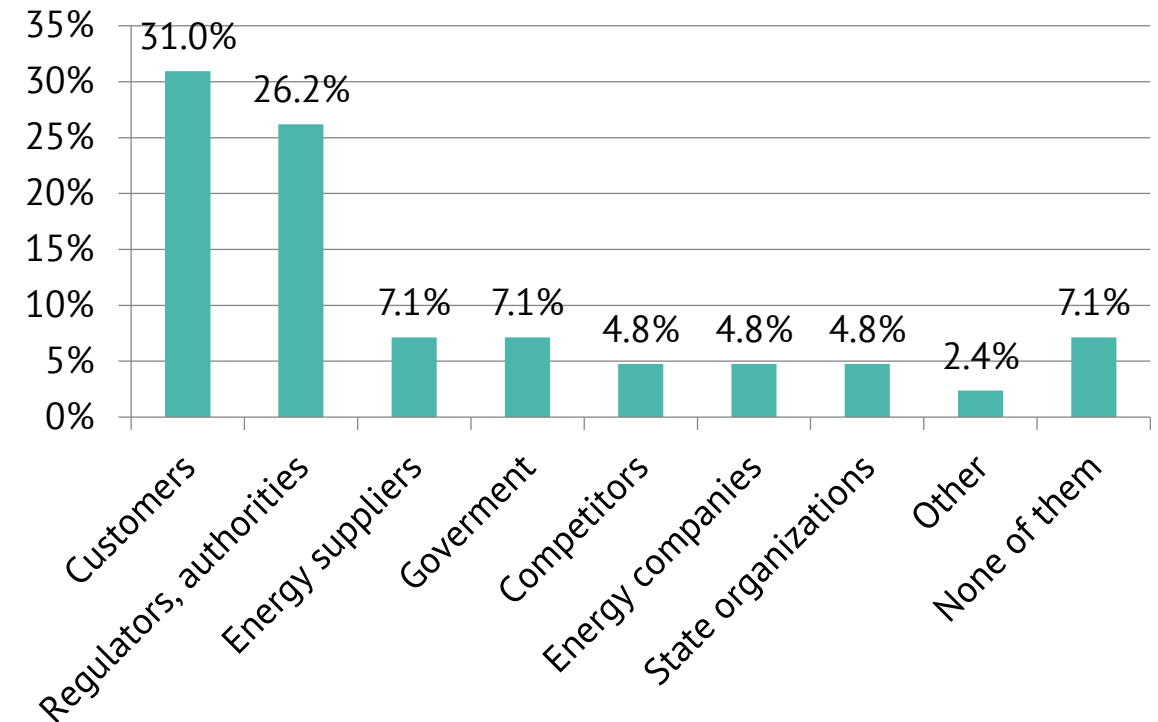
More than 60% of the companies have residential end-consumers

Q: Which stakeholder group has the largest influence on your motivation for the green deal?


Non ETS companies – Small emitters (N=1007)





ETS companies – Large emitters (N=42)





Companies expect targeted state support and incentives

 State and EU subsidies


 Programmes and specific calls

 Further financial incentives

 Tax breaks

 Energy efficiency and consumption

 Machine development

 Education, advanced studies



Companies' awareness and assessment – Summary

They support the goals

- Especially the ETS and larger non-ETS companies

They identified key areas for development

- Renewable energy sources and energy efficiency are considered as the most important tools

Work already began

- ETS and large emitters have carried out developments in recent years
- Growing expectations drive the process
- Development will further accelerate as the pressure from stakeholders increases

They ask for incentives

- They are afraid of rising costs
- Incentives would strengthen motivation
 - Machine replacement and building development programs are expected to be supported



THANK YOU FOR YOUR KIND ATTENTION!

KOKENY.LASZLO@SZAZADVEG.HU





Delivering the **European Green Deal**

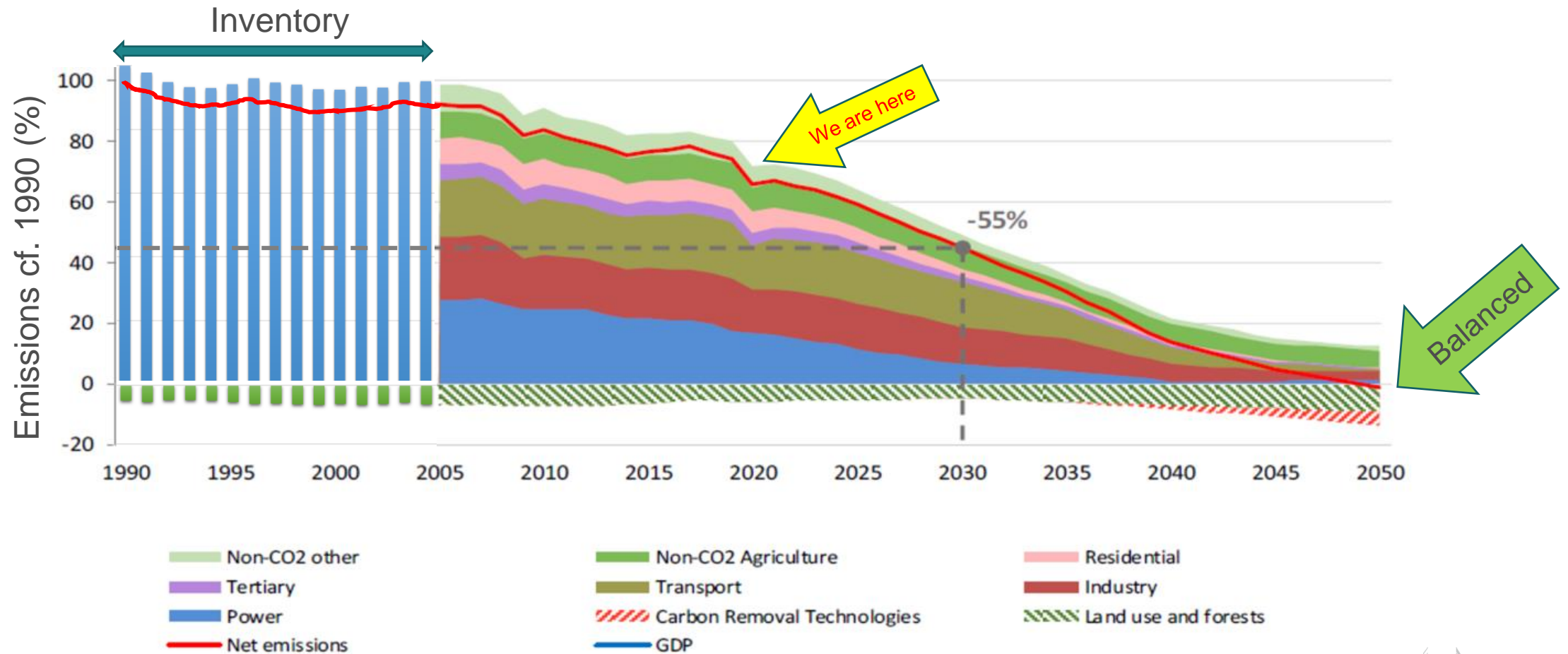
Anna Iara

Policy officer, European Commission, DG CLIMA, Governance and effort sharing

Századvég webinar on companies' awareness and assessment of the climate goals

31 August 2021

Pathway to climate neutrality

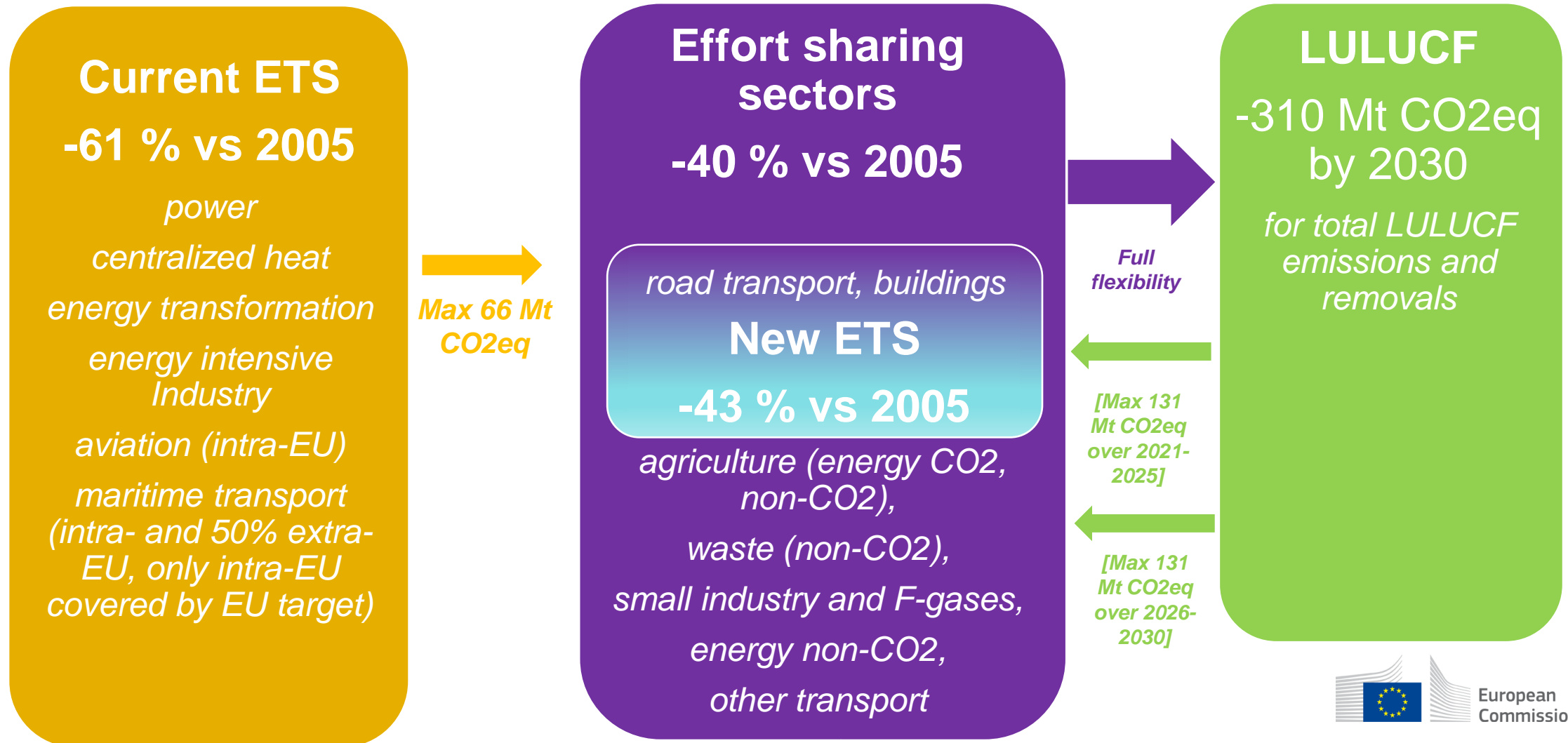


Delivering the European Green Deal

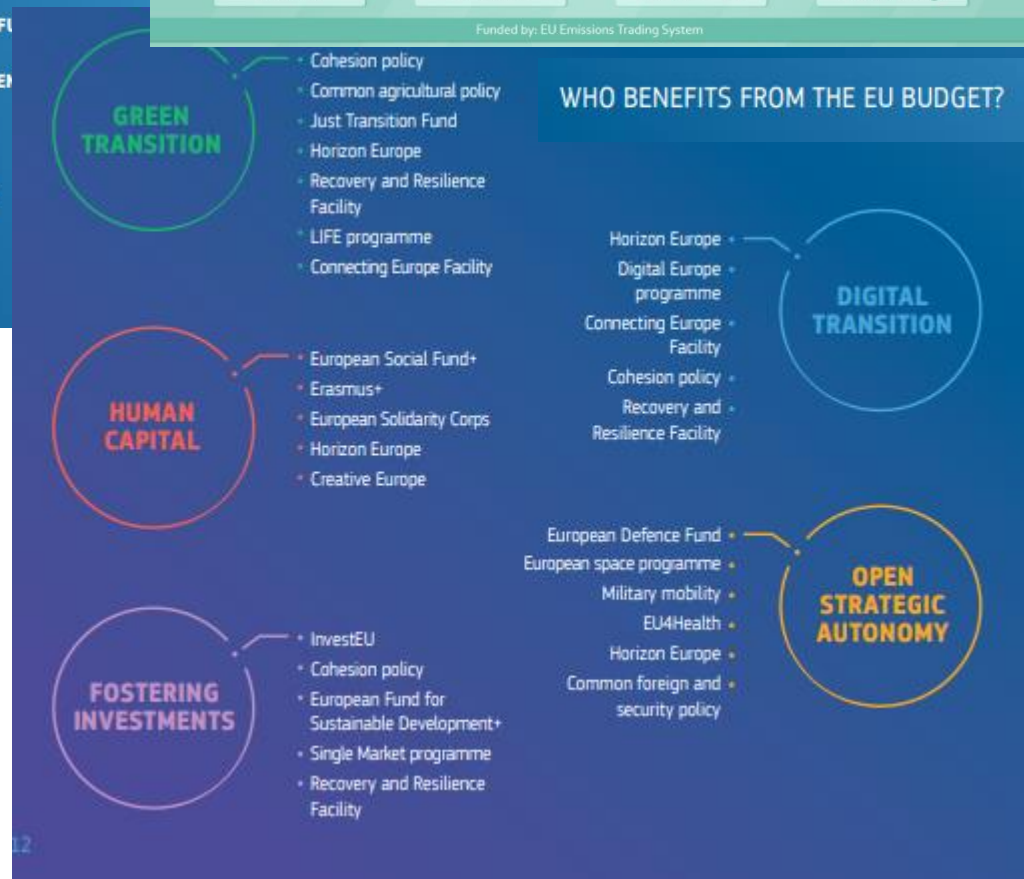
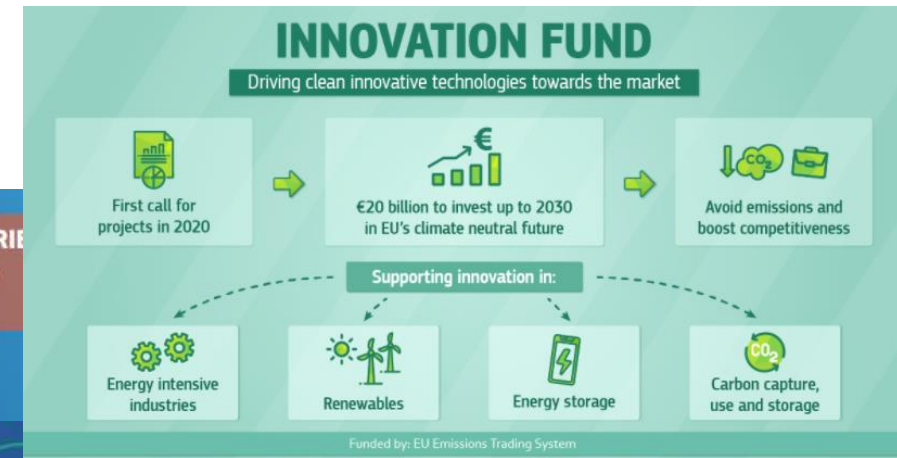
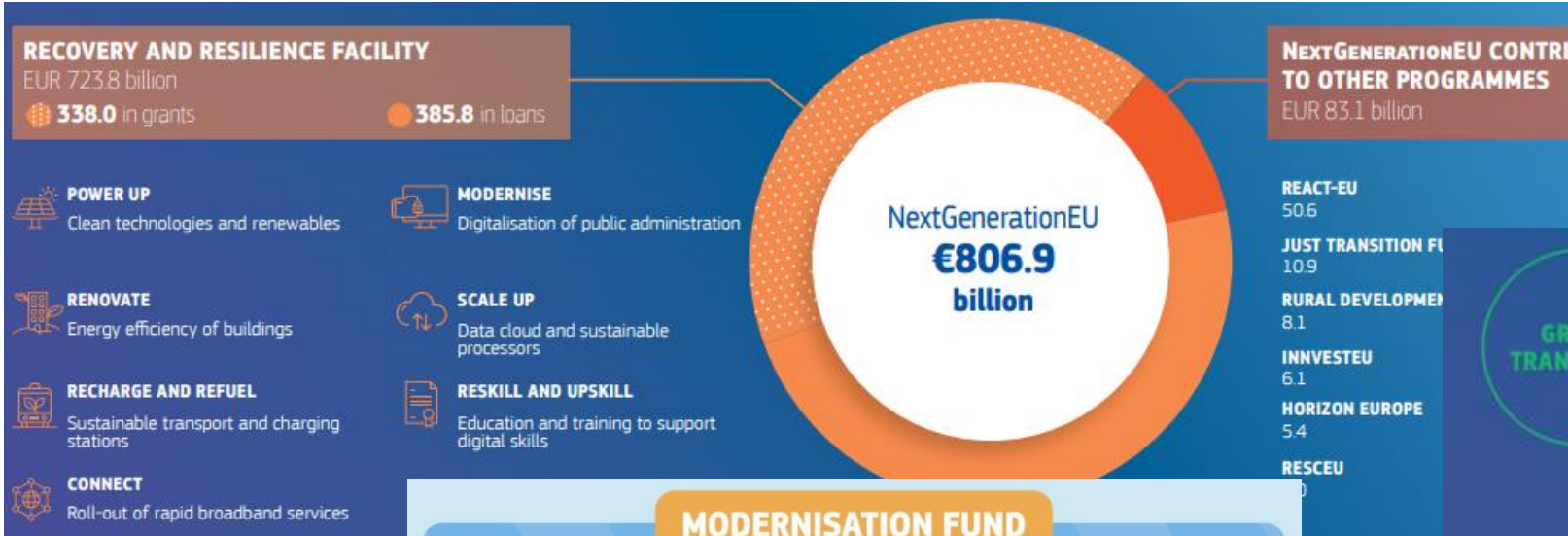
Interconnected **legislative proposals** to deliver on the new target and make key sectors **fit for 2030**.
The package respects a balance between **pricing, targets, taxes, standards, and support measures**.

Pricing	Targets	Rules
<ul style="list-style-type: none">• Stronger Emissions Trading System, incl. in aviation• Extending emissions trading to maritime, road transport, and buildings• Updated Energy Taxation Directive• New Carbon Border Adjustment Mechanism	<ul style="list-style-type: none">• Updated Effort Sharing Regulation• Updated Land Use, Land Use Change and Forestry Regulation• Amended Renewable Energy Directive• Amended Energy Efficiency Directive	<ul style="list-style-type: none">• Stricter CO2 standards for cars & vans• New infrastructure for alternative fuels• ReFuelEU: More sustainable aviation fuels• FuelEU: More and cleaner maritime fuel
Support measures		
<ul style="list-style-type: none">• Promote innovation with revenues and regulations, build solidarity, mitigate impacts for the vulnerable• Notably through the new Social Climate Fund and enhanced Modernisation Fund and Innovation Fund		

Proposed approach to the main pillars of the climate policy architecture

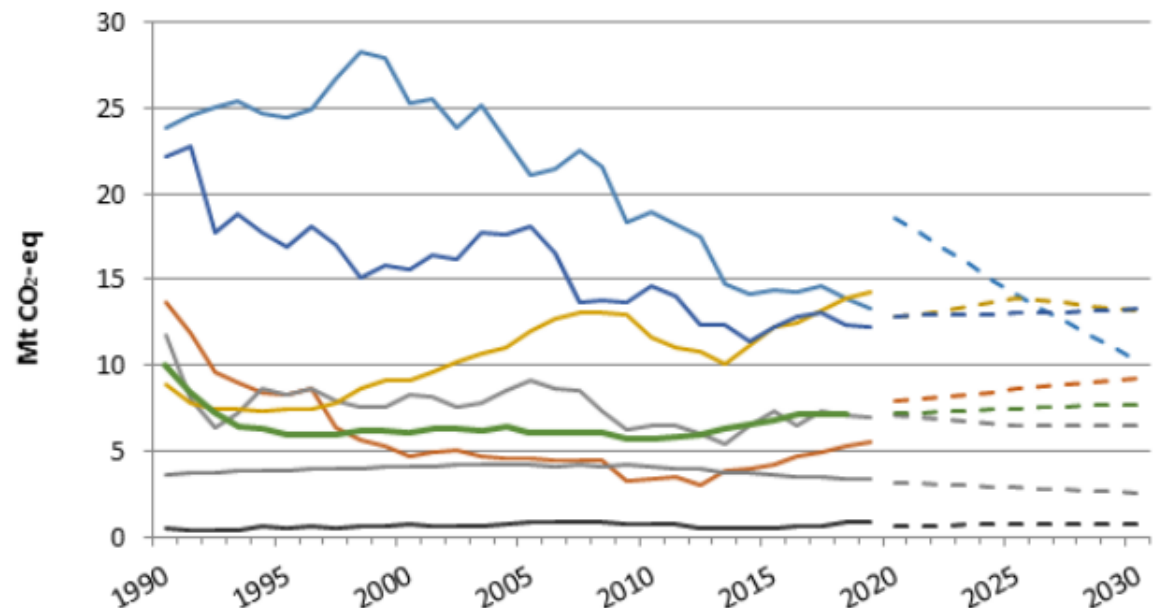


EU funding for the transition




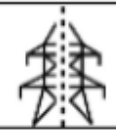


Greenhouse gas emissions and targets in Hungary

GHG emissions in Hungary by sector



— Energy supply
— Industrial processes and product use
— Other energy use
— Waste management
— Energy use in manufacturing industries
— Transport
— Agriculture
— International aviation

	National targets and contributions	Latest available data	2020	2030	Assessment of 2030 ambition level
	Binding target for greenhouse gas emissions compared to 2005 under the Effort Sharing Regulation (ESR) (%)	-10%	+10%	-7%	As in ESR
	National target/contribution for renewable energy: Share of energy from renewable sources in gross final consumption of energy (%)	12.5%	13%	21%	Unambitious (23% is the result of RES formula)
	National contribution for energy efficiency: Primary energy consumption (Mtoe)	24.5 Mtoe	24.1 Mtoe	No target set	Very low
	Final energy consumption (Mtoe)	18.5 Mtoe	14.4 Mtoe	785 PJ (18.7 Mtoe)	Very low
	Level of electricity interconnectivity (%)	50%	55%	60%	N.A.

Thank you
for your attention

Companies' awareness and assessment of the climate goals

Századvég Group webinar

31.08.2021

ILONA VÁRI

HEAD OF EU REGULATORY AFFAIRS MOL GROUP

MOL GROUP

INTEGRATED OIL & GAS COMPANY

UPSTREAM



Exploration



Production

GAS MIDSTREAM



DOWNSTREAM



Refining



Petrochemicals

CONSUMER SERVICES



Retail



Mobility

MOL GROUP AT GLANCE



USD 6 BN

Market capitalization



30+

Countries of operation



25 000

Number of employees



47

Nationalities



364 MMboe

Reserves SPE 2P



120 thousand

Barrels of oil equivalent (boe) produced per day
Reserves SPE 2P 356 MMboe



~2 000

Service Stations



1 000 000+

Retail Transactions per day



3

Refineries

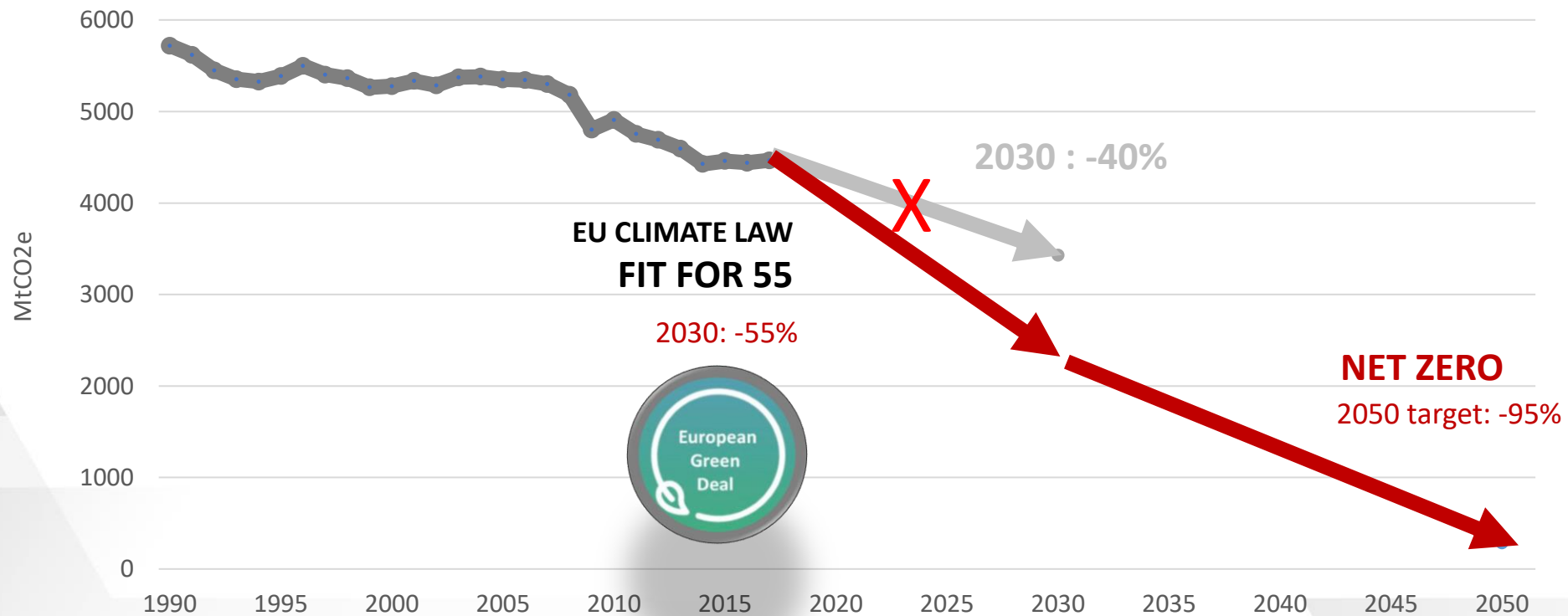


THE EUROPEAN CLIMATE LAW CHALLENGE

PRIORITY ROLE OF ENERGY SECTOR IN LOW-CARBON TRANSITION OF THE ECONOMY

GHG EMISSION AND TARGETS OF THE EUROPEAN UNION SINCE 1990

Energy sector and energy use is responsible for 75% of emissions in the EU

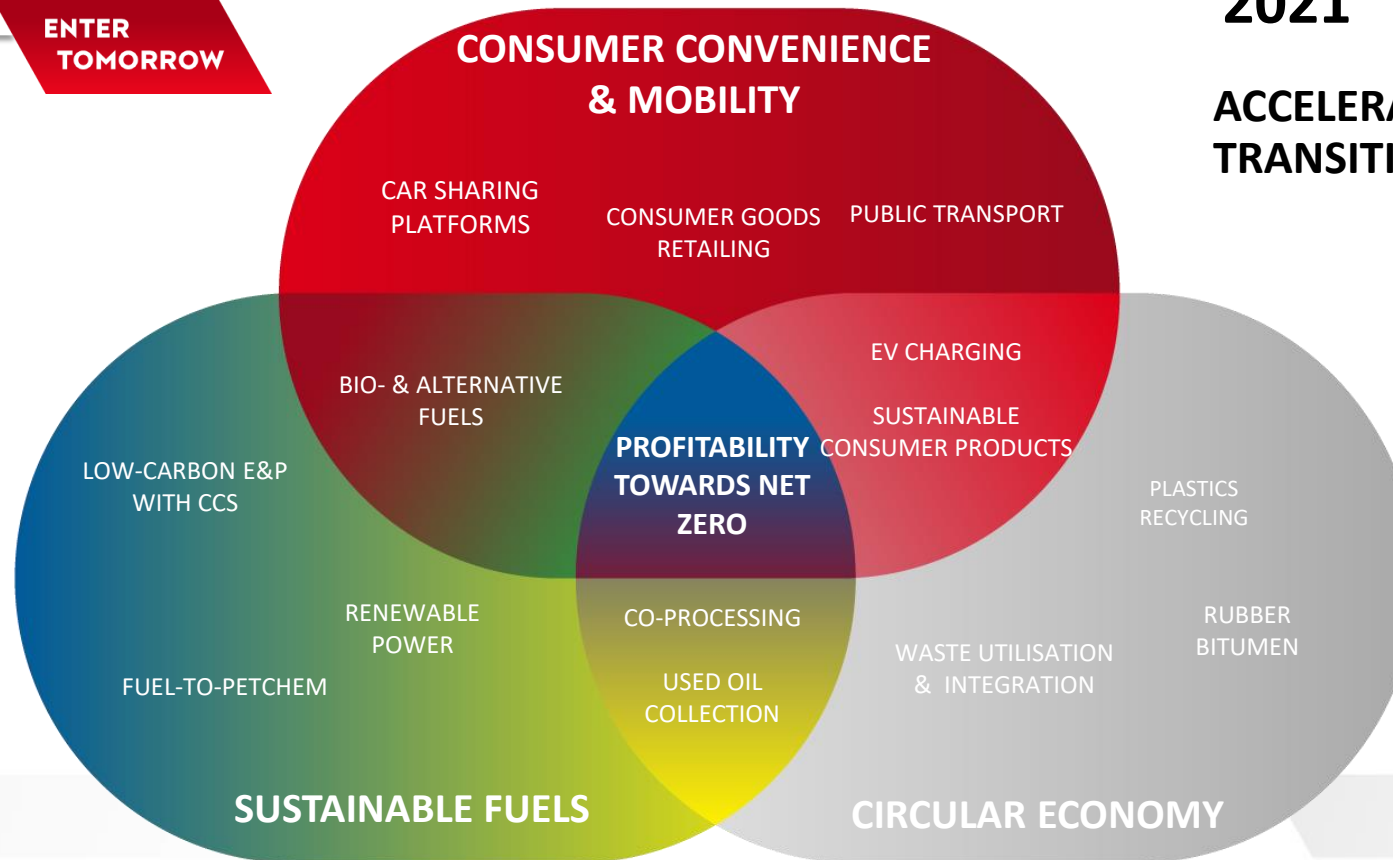


**MOL IS NOT A TRADITIONAL OIL AND GAS COMPANY ANY MORE
TRANSFORMATION LAUNCHED IN 2016 TO BECOME A CHEMICAL AND MOBILITY SERVICE COMPANY
KEY PLAYER IN LOW-CARBON, CIRCULAR ECONOMY OF THE REGION**

2016
ANNOUNCEMENT
OF NEW STRATEGY
AIMING TO
TRANSFORM TO A
LOW-CARBON
'BEYOND THE FUEL'
AGE

MOLGROUP
2030

ENTER
TOMORROW



2021



**ACCELERATED LOW-CARBON
TRANSITION**

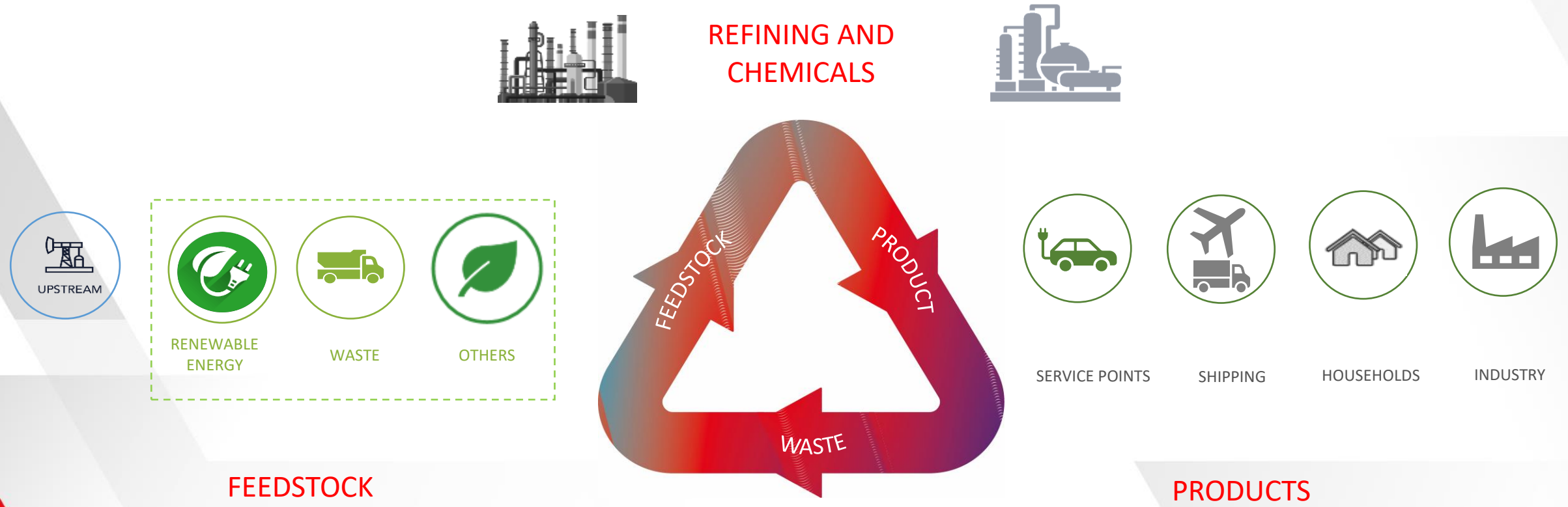
Reducing group-level
Scope 1+2 emissions by
30% by 2030

Increase share of EU
Taxonomy aligned CAPEX

GHG to be included into
management incentive
schemes

MOL GROUP IS READY TO DELIVER - PUBLIC & POLITICAL SUPPORT (REGULATION), NEW TECHNOLOGIES AND RESOURCES NEEDED

MOL GROUP TO SPEND 4,5 BN USD UNTIL 2030 TO SPEED UP TRANSITION TO A SUSTAINABLE CHEMICAL COMPANY
1 BN CAPEX INVESTMENT TO CIRCULAR ECONOMY PROJECTS





THANK YOU FOR
ATTENTION!



Carbon Neutrality

A Hungarian Perspective

Csaba Körösi
Director, Office of the President





64.4 million tonnes



-5.6 million tonnes

CO₂eq
2019



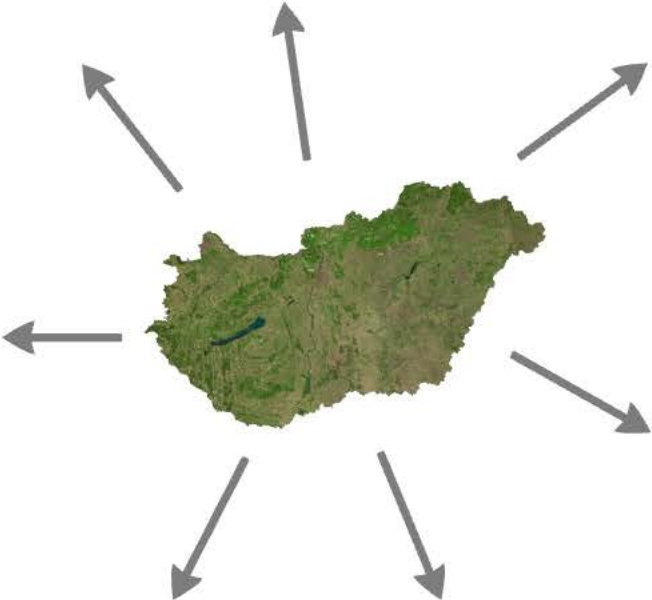
Population


GDP/capita

**Energy
intensity**

**Carbon
intensity**

Other means for reaching carbon neutrality





Population

X

GDP/capita

X

Energy intensity

X

Carbon intensity

$$0.1 = 0.9$$

X

$$2G$$

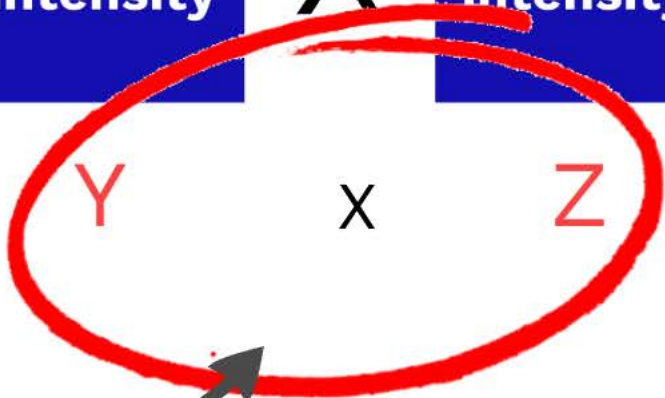
X

Y

X

Z

$$Y \times Z = 1/18$$



Emissions in 2019 & desirable levels in 2050, (in tonnes)

